



New eTwinning Portal

KONFeT 2009 Comenius & eTwinning Conference

What is eTwinning?

2005 officially launched in January as part of eLearning programme

2007 officially integrated in LifeLong Learning Programme (2007 - 2013), eTwinning is part of Comenius, the EU programme for schools

2008 launch of new eTwinning portal

New eTwinning Portal



Register your school
Update your profile
Find partners
Share ideas
Register your projects

Registration



YOUR DESKTOP

Username

[Forgotten your password?](#)

[HOMEPAGE](#) [NEWS](#) [INSPIRATION](#) [TOOLS](#) [AWARDS](#) [HELP](#) [CONTACT](#)

You are here: [Homepage](#) > Pre-Register



Welcome to the eTwinning pre-registration. Please complete the following information about yourself and your school. You will be sent a confirmation email to validate your email address in the system. Once you have confirmed your pre-registration, you will be able to complete the second part of the registration process.

PRE-REGISTRATION

Please give us some details about yourself

Name *

Surname *

Your email address *

Choose a username *

Choose a password *

The password should be between 6 and 10 characters (only letters and digits).

Re-type password *

Mandatory fields are marked with an asterisk (*)

Data and School Profile

The screenshot shows the 'Edit profile & school information' page for a user named Fiorenza Congedo. The page has an orange header with the eTwinning logo and navigation links. Below the header, there's a section for 'Edit profile & school information' with a dropdown menu for 'Training, Verona' and an 'ADD A SCHOOL' button. The main content area has three tabs: 'MYSELF' (selected), 'MY SCHOOL', and 'PICTURE GALLERY'. The 'MYSELF' tab contains a form with fields for Name, Surname, Email, Login name, Password, and Quick profile. A tooltip indicates that mandatory fields are marked with an asterisk (*).

eTwinning Training Platform  [Back to portal eTWINNING](#)

[HOME](#) | [MY PROFILE](#) | [PARTNER FINDING](#) | [MY PROJECTS](#) | [MY CONTACTS](#)

Edit profile & school information

Profile of **Fiorenza Congedo!**

Training, Verona

MYSELF | MY SCHOOL | PICTURE GALLERY

Name *

Surname *

Email *

Login name **fcongedo** 

Password [Click here to change password](#)

Quick profile

Mandatory fields are marked with an asterisk (*)

Fiorenza Congedo, New eTwinning Portal, KONFeT 2009

Desktop Tools

eTwinning Desktop Back to portal eTWINNING

HOME | MY PROFILE | PARTNER FINDING | MY PROJECTS | MY CONTACTS

My Quick Profile

Fiorenza Congedo [Edit Profile](#)
 EFL teacher (English); Referent for EU Projects and International Cooperation; CLIL School Referent: teaching of non-linguistic subjects through the medium of a foreign language

my activity on the eTwinning portal Cool 4 Hot

I am ready for an eTwinning project No Yes

I am ready for a Comenius Partnership No Yes

[Manage picture\(s\)](#)

My School(s)

Istituto Tecnico Industriale G. Marconi
 Verona, Italy
 Role: Teacher

Twinning preferences

Languages:
 English

Subjects:
 Foreign Languages, Informatics / ICT, Language and Literature, Mathematics / Geometry

Age group:
 16 to 19

My Project ideas

Founded in 1978, Technical High School "G. Marconi" is situated in the north east of Italy and provides the very best in modern education for approximately 1,300 students divided into two specialist subjects: Electronics and Informatics. Istituto "G. Marconi" is a certified Cisco networking Academy, a Microsoft IT Academy and a European Computer Driving Licence (ECDL) Test Center as well. At present

My Projects - 10 projects

CompuLingua - talking technology across the borders
 (Closed on 22.11.2007)

Content and Language integrated: a learning project on computer science and English (used both for specific and general purposes) integrated to the school curriculum. Our EUN Communities: http://community.suin.com/entry_name.cfm?area=2092

eTwinning Desktop Back to portal eTWINNING

HOME | MY PROFILE | PARTNER FINDING | MY PROJECTS | MY CONTACTS

Mailbox

WRITE A MESSAGE

WRITE A NEW MESSAGE

To:

Cc:

Bcc:

Subject:

Print this page Welcome, Fiorenza Congedo | Logout

eTwinning Desktop Back to portal eTWINNING

HOME | MY PROFILE | PARTNER FINDING | MY PROJECTS | MY CONTACTS

Project Index

Fiorenza Congedo
 Istituto Tecnico Industriale G. Marconi, Verona, Italy

[CREATE A NEW PROJECT](#)

Image	Project Name	Labels	Actions
	Class Virtual Library 09.05.2005 Closed		<ul style="list-style-type: none"> Re-open project TwinSpace
	CompuLingua - talking technology across the borders 05.06.2005 Closed		<ul style="list-style-type: none"> Re-open project TwinSpace
	Distance is nothing 24.05.2006 Closed	<ul style="list-style-type: none"> Apply for a Quality Label 	<ul style="list-style-type: none"> Re-open project TwinSpace
	eMagazine Without Borders 04.11.2007 Closed		<ul style="list-style-type: none"> Re-open project TwinSpace

Fiorenza Congedo, New eTwinning Portal, KONFeT 2009

The TwinBlog

To share opinions and work with NSS and project partners

Print this page | A A A | Project profile | eTwinning

TWINBLOG **Integrating ICT into the Curriculum: teaching and learning Computer Science and L2**
Students and teachers collaborate together on common themes and compare different approaches linked to cultural and curricular differences. Teachers also exchange experiences about methodology, use of ICT and didactics as they use the Internet and other tools as part of their learning and teaching skills. Teachers and pupils promote ICT as an effective tools in their curriculum, both in the classroom and in the virtual worlds of school intranets, websites and learning platforms.

Posts | Settings | Layout | Comments | Publish blog

POST A MESSAGE

Here is a list of entries you can manage and delete. Click on edit to modify the entry, on delete to remove the entry and use the preview link to see the entry how it looks online.

Entries:

Date	Title	Status	Actions
11.03.2009	Presentations of how to create a forum	Public (visible to)	Edit View Delete
11.03.2009	News from Greece	Public (visible to)	Edit View Delete
11.03.2009	News from Greece	Hidden (nobody)	Edit View Delete
06.03.2009	new presentations made by Polih students	Public (visible to)	Edit View Delete
07.02.2009	News from our Blog and Forum	Public (visible to)	Edit View Delete
01.02.2009	Students works	Public (visible to)	Edit View Delete

Partner Finding

Join the eTwinning Forum

Welcome, Fiorenza Congedo | Logout

eTwinningDesktop

HOME | MY PROFILE | PARTNER FINDING | MY PROJECTS | MY CONTACTS

Partner Finding

Welcome to the eTwinning Partner Finding section!
Find interesting people, schools and ideas by doing a simple/advanced search or posting/answering messages in the forum.

SEARCH

search by name, school and/or thematic keywords

SEARCH
advanced search

FORUM

There are currently 5861 messages posted. Messages older than 3 months will be deleted.

SEARCH

	Concours LA TECHNIQUE ET LA FRANCOPHONIE	Simona NICULAE	31.03.2009	0
	Want to link with an International School in Malta??	Cynthia Maria Cassar	31.03.2009	0
	Easter Project?	Martina Pace	31.03.2009	0
	A photo of your town and the word "Hello" in your language	Marianthi Athanasiadou	30.03.2009	28
	Die Gegend in Bilder praesentieren	Lucyna Strzecha	28.03.2009	2
	short project history/art: Egypt	Anja Ueberück-Dufke	31.03.2009	2
	Romania , Estonia , Czech Republic , France , Poland , Italy , Greece , Bulgaria , United Kingdom , good partners in project	Profesor DUMA CORNEL		

<< 1 2 3 4 5 6 7 8 9 10 >>

CREATE A NEW POST

Project Registration

Choose one of your contacts
Describe and register your project
Wait for NSS approval

The screenshot displays the eTwinning Desktop interface. At the top, there is a navigation bar with the eTwinning logo and a 'Back to portal eTWINNING' button. Below this, a breadcrumb trail reads 'HOME | MY PROFILE | PARTNER FINDING | MY PROJECTS | MY CONTACTS'. The main content area is titled 'Create a new project - Choose one of your Contacts'. It features a progress indicator with three steps: 'STEP 01 SELECT A SCHOOL AND PROCEED' (highlighted), 'STEP 02 DESCRIBE THE PROJECT', and 'STEP 03 PREVIEW'. A message states 'You can only set up a project with one of your contacts.' Below this, there is a table of contacts with columns for description, language, subject, and a selection radio button.

Contact Name	Description	Language	Subject	Selection
	english-speaking partners anywhere in europe. Our aim is to start an exchange (e-mails, electronic diary, videos...) next autumn 2006, though we are open to any suggestion . Our pupils are 16-19 years old. Registered since: 03.06.2006	ES	Language and Literature	<input type="radio"/>
 Miguela Fernandes Escola Secundária com 3º CEB da Batalha, Batalha, Portugal	Contact with the reality of other countrys in informatics/ICT.I'd like to know how the other students see the contact with computer. See how students use the computers in the classroom.What pedagogie are use to teach the students in informatics Registered since: 05.04.2005	ES EN FR	Informatics / ICT	<input type="radio"/>
			Environmental	<input type="radio"/>

A 'NEXT' button is located at the bottom of the contact selection area.

The TwinSpace

A virtual classroom where eTwinning partnerships run their projects

The screenshot shows the eTwinning TwinSpace interface. At the top, there is a navigation bar with the eTwinning logo and a 'Logout' button. Below this is a 'My Twinspace' section with icons for Calendar, Forum, Mailbox, Chat, Bulletin board, My team, CMS, and Settings. The main content area displays a welcome message from 'Fiorenza Congedo' and a description of the project 'Europe of All, Europe for All'. The project description includes details about its goals, founder schools (Istituto Tecnico Industriale G. Marconi in Italy and Zdrúžená stredná škola dopravná in Slovakia), and partner schools (Sekundarschule 'Friedrich Ludwig Jahn' in Germany and Zdrúžená stredná škola dopravná Martin - Priekopa in Slovakia). Below the project description, there are sections for 'Mailbox' (showing 0 unread messages) and 'Forum' (showing the latest message title: 'Prvé projektové stretnutie V talianskej Verone'). At the bottom, there is a footer with the European Commission logo and copyright information (Copyright 2004).

Shared calendar
Bulletin board
Discussion forum
Chat area
Sharing and uploading
resources

More tools

Print this page | Search | English

eTwinning

YOUR DESKTOP
Username **LOGIN**

[Forgotten your password?](#)

[HOMEPAGE](#) [NEWS](#) [INSPIRATION](#) [TOOLS](#) [AWARDS](#) [HELP](#) [CONTACT](#)

You are here: [Homepage](#) > [Tools](#) > More Tools

- ▶ [DESKTOP TOOLS](#)
- ▶ [TWINSPACE TOOLS](#)
- ▶ [MORE TOOLS](#)

More Tools

In addition to the Desktop and TwinSpace, eTwinning projects can use any tools to facilitate collaboration. In this section, we offer and recommend other suitable tools available outside the eTwinning Portal.

Introduction

There is a wide range of tools available for free on the internet. Be aware that a lot of these functionalities are possible by eTwinning tools, which were specifically conceived for eTwinning. eTwinning tools are also safe to use in the classroom. If you decide to use other tools, be sure that your pupils' safety is not put at stake.

When using any tool, make sure that the tool fits the pedagogical objectives of your project and yours and your pupils' needs. If you want to see how these tools were used in eTwinning projects, go to eTwinning Gallery and make a search according to the tool you are interested in.

Some private companies or organisations in education offer interesting tools to eTwinning schools. The use of these tools is in some instances free and in others restricted: users must subscribe either through the Central Support Service or directly from the provider.

- ▶ [Communicating with your team](#)
- ▶ [Sharing and publishing your work](#)
- ▶ [Working together, managing your work](#)
- ▶ [Searching for information, making your project outcomes searchable](#)

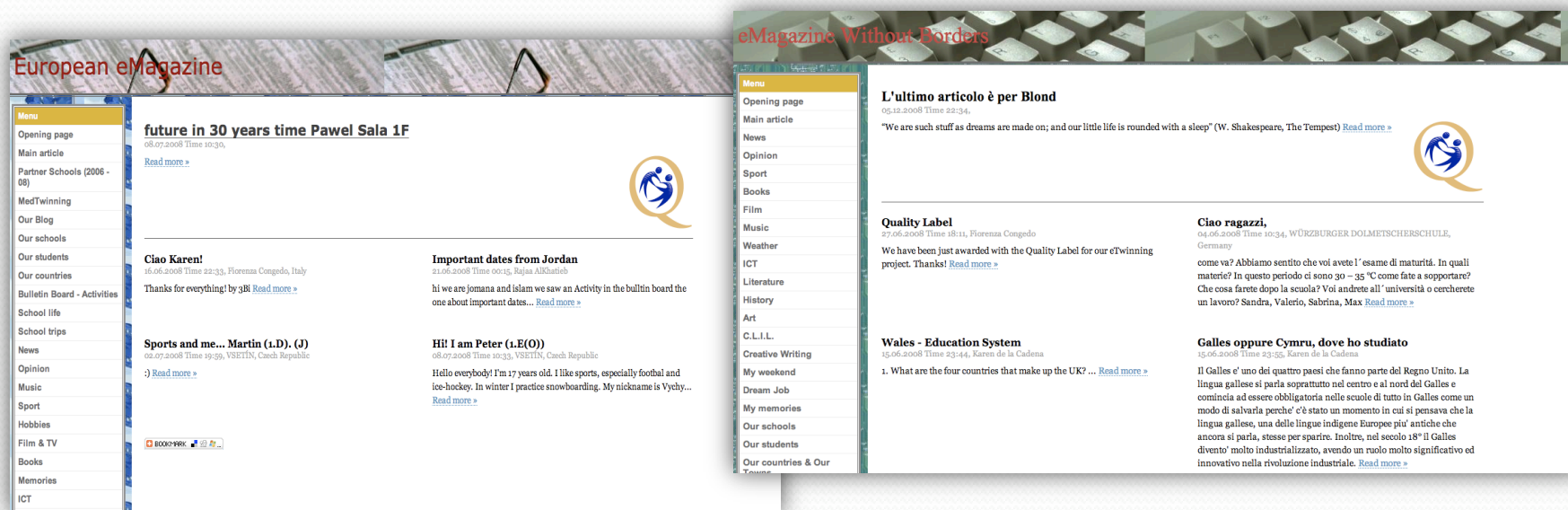
Also in...
Tools

- ◉ [Desktop Tools](#)
- ◉ [TwinSpace Tools](#)
- ▶ [More Tools](#)

[Print this page](#)

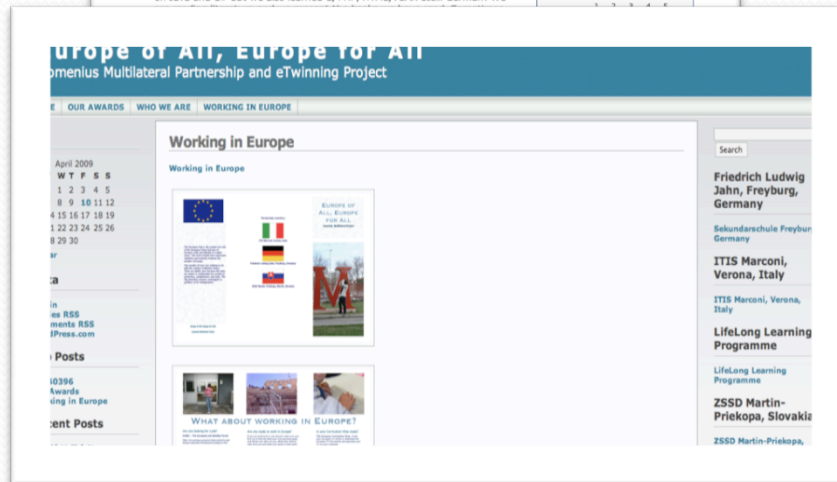
Web Magazine

Teachers and pupils have the opportunity to publish their own web magazine



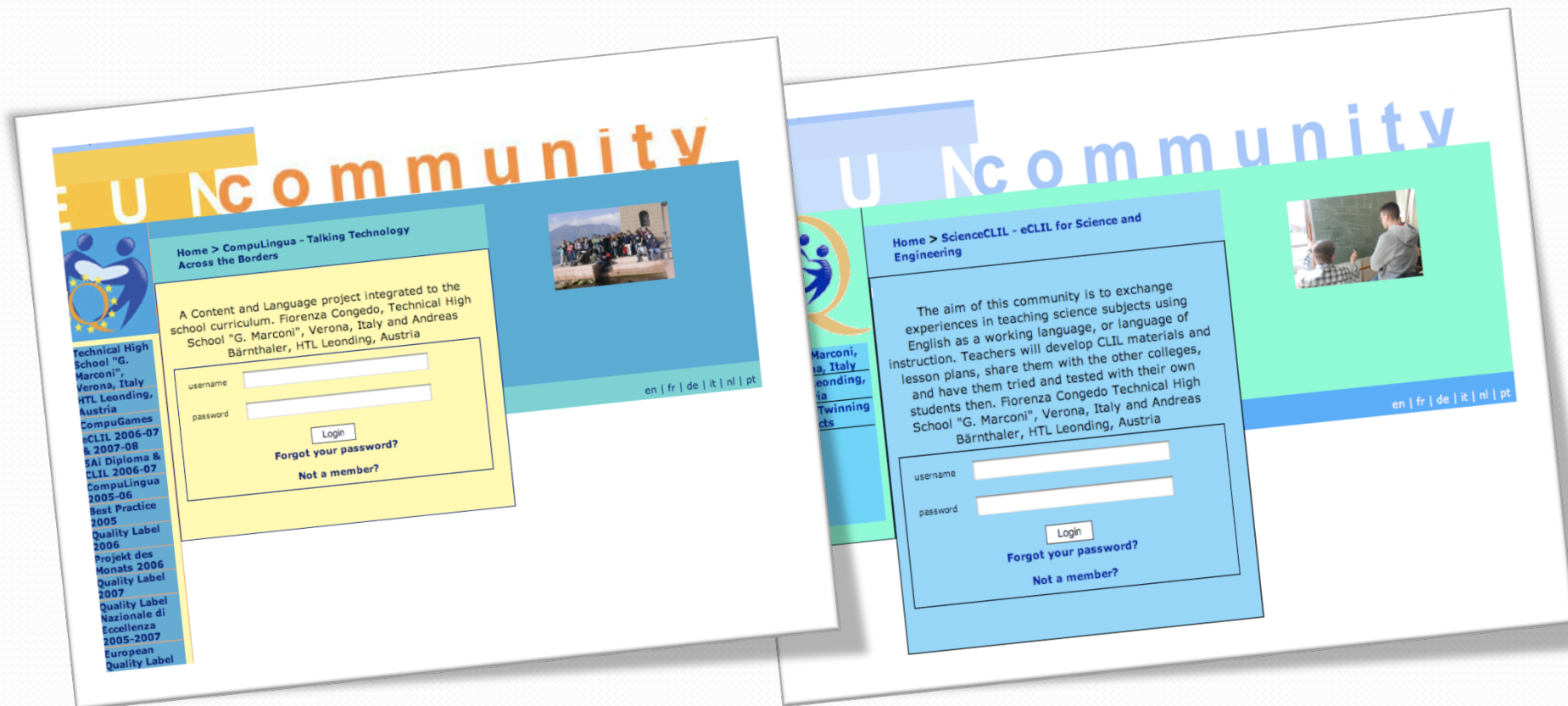
Blogging

You can use a blog as a platform for collaboration in your partnership



EUN Community

A free online collaborative platform



Forum

An Online Discussion Site

Integrating ICT into the Curriculum...
Integrating ICT into the Curriculum: Teaching and Learning [Computer Science](#) and L2

Home [FAQ](#) [Search](#) [Register](#) [Log in](#)

Computer
Find Computer & Software Training Services listed at Business.com
www.business.com

Computer Theology (book)
Technology of Religion on the Web Bertrand du Castel & Tim Jurgensen
midonipress.com

Computer Types
Search Thousands of Catalogs for Computer Types
www.globalspec.com

Ads by Google

You are not connected. Please [login](#) or [register](#)

Comenius - eTwinning Project

ITIS Marconi, Verona, Italy Escola Secundária com 3º CEB da Batalha, Batalha, Portugal Zespół Szkół Łączności im. Obronców Poczty Polskiej , Gdansk, Poland BHAK Tamsweg, Tamsweg, Austria National Humanitarian High School "St.st. Cyril and Metody", Blagoevgrad, Bulgaria 2nd EPAL Evosmou, Greece SOŠ a SOU Trutnov, Trutnov, Czech Republic

Integrating ICT into the Curriculum...

Our Blog

Forum	Topics	Posts	Last Posts
Our Blog	4	10	Computer Network... Wed Mar 11, 2009 6:42 pm Natasha Varitimu

Cool tasks

Forum	Topics	Posts	Last Posts
Propose a new logo Let's find out a better logo for our forum and blog. This logo was created to personalize our work, so the aim of this task is to create a new logo for us. We have students that like very much to work with images and are very creative. So let's choose the best logo! Don't	8	17	New eTwinning lo... Fri Dec 12, 2008 8:51 pm



eTwinning Quality Labels

If your project has reached a certain level of quality, you can apply for an eTwinning Quality Label

The European Quality Label is awarded by the Central Support Service to schools in a project where at least two partners have already received the National Quality Label

Support Services

Central Support Service (CSS)

info@etwinning.net

css-helpdesk@eun.org

National Support Service (NSS)

<http://www.etwinning.net/en/pub>

[/contact/nss.htm](http://www.etwinning.net/en/pub/contact/nss.htm)

What else?

Find out during the workshop...



<http://www.etwinning-training.net/en/pub/index.htm>



Thank you!

Fiorenza Congedo

fiorenza.congedo@istruzione.it